

**A high precision and compact combined processing machine consisting of a twin spindle CNC chucker equipped with Y-axis function!**



**Combined processing capability in a compact body!**

The MWR120 maintains the compact body of the MW Series Twin Spindle CNC chucks but also incorporates the combined processing capabilities of the MT Series High Productivity Multi-Tasking Machine to create a unique combined processing machine which incorporates the strengths of both series. This machine provides strong support for "future manufacturing" by customers with the high degree of freedom it offers for high variety, low volume production.


**CNC Turning Center  
MWR120**

Twin Spindle CNC Chucker  
**MW Series**



**Compact Body**

High Productivity  
Multi-Tasking Machine  
**MT Series**

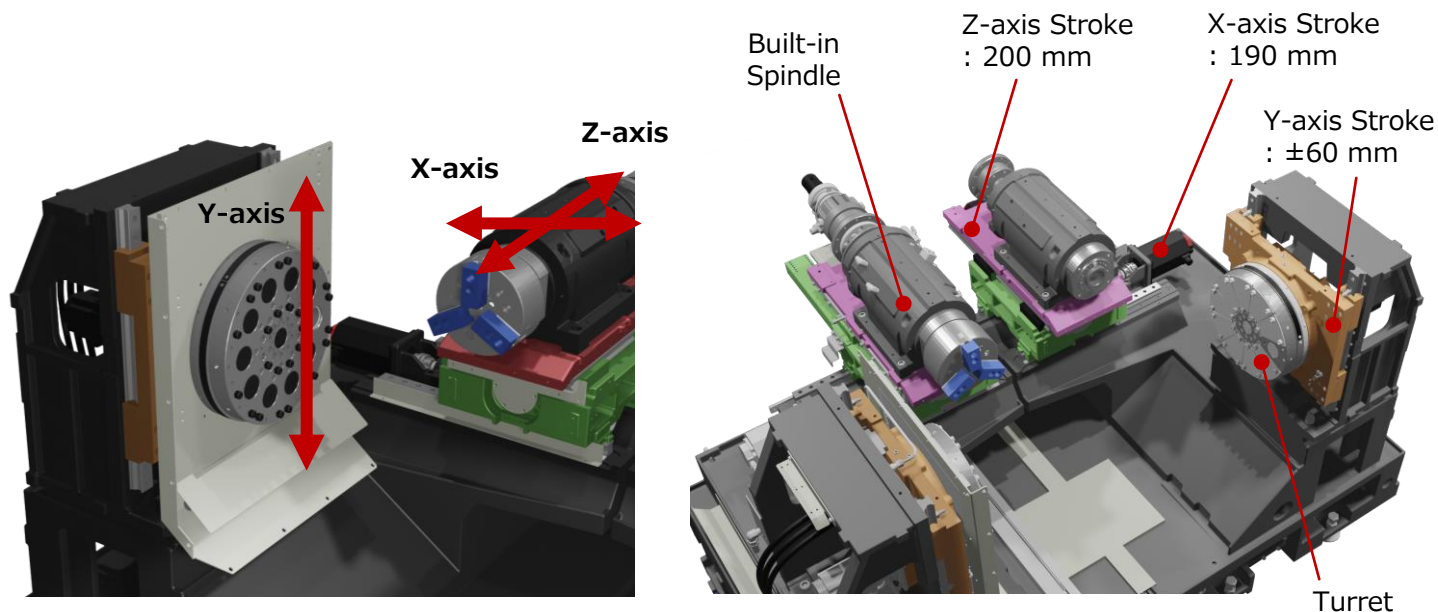


**Combined Processing  
Capability**

[MWR120 development concept]

## Features

Enables the processing of work with complex shapes by incorporating Y-axis and milling function.



## Machine Specifications

### Basic Machine

Chuck size	6 inch, 8 inch
Number of turret stations	10 × 2
Spindle drive motor	11 kW S6 25% × 2
Max.spindle speed	6,000 rpm

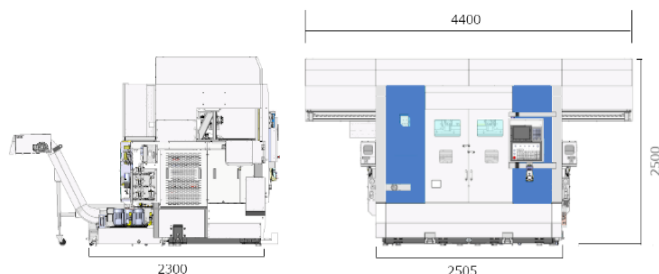
### Live Tool

Live tool drive motor	5.5kW (S3/S6 25%)
Maximum speed	6,000 rpm OP: 8,000 rpm
Selectable tool diameter	φ 16 mm

### Gantry Loader

Loader workpiece handling capacity	3.0 kg × 2 (including chucks)
Loader workpiece handling size	φ 120 mm × L 80 mm

## Floor Plan



#### • Safety Specification

For EU countries, machines are built with CE-safety conformity.

\* The machines shown in the catalogue include some optional items and may vary in appearance from the actual machines.

\* Specifications and designs are subject to change without prior notice.

**MURATA MACHINERY, LTD.**  
MACHINE TOOLS DIVISION



Network